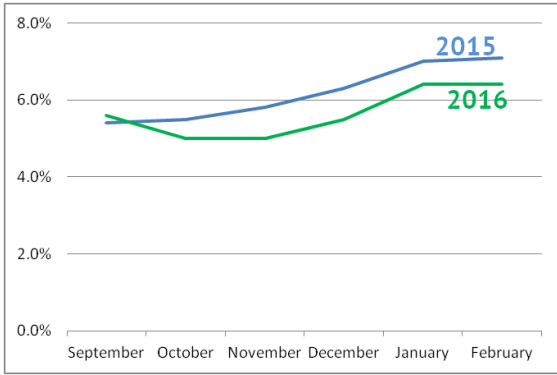


February
2017

Northwest Indiana Labor Force Report



Unemployment Trends



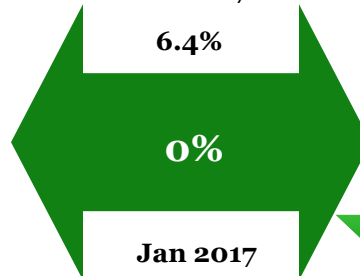
NWI



U3 Change
1 Month

Feb 2017
6.4%

Jan 2017
6.4%

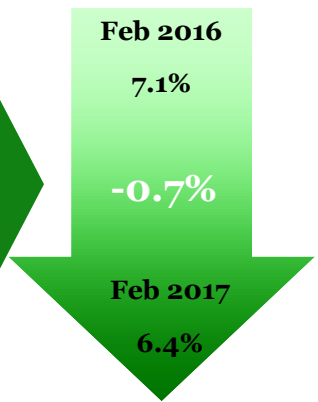


U3 Change
1 Year

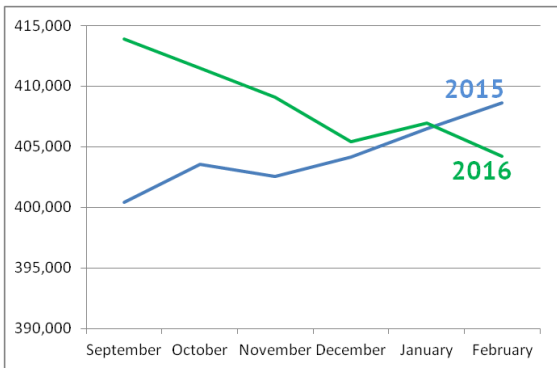
Feb 2016
7.1%

-0.7%

Feb 2017
6.4%



Labor Force Trends



NWI



LF Change
1 Month

Jan 2017
406,975

-2,736

Feb 2017
404,239

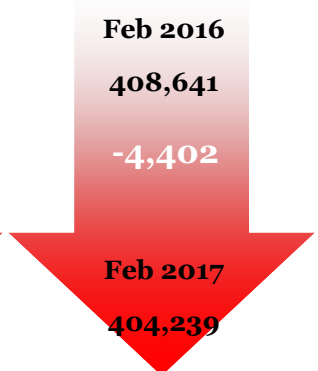


LF Change
1 Year

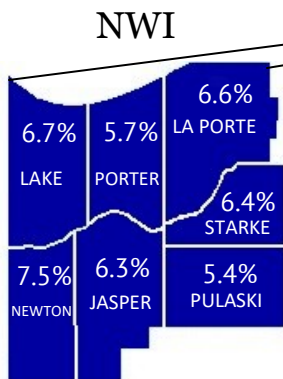
Feb 2016
408,641

-4,402

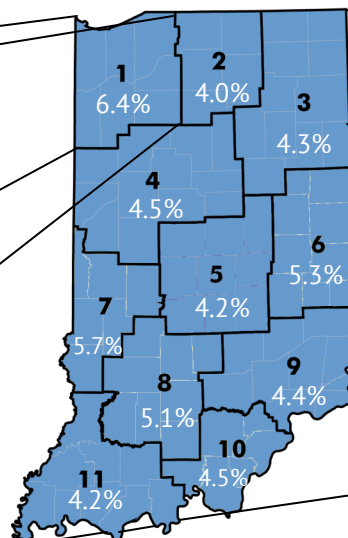
Feb 2017
404,239



NWI Unemployment in Context



Indiana EGRs



Midwest (Seasonally Adjusted)

