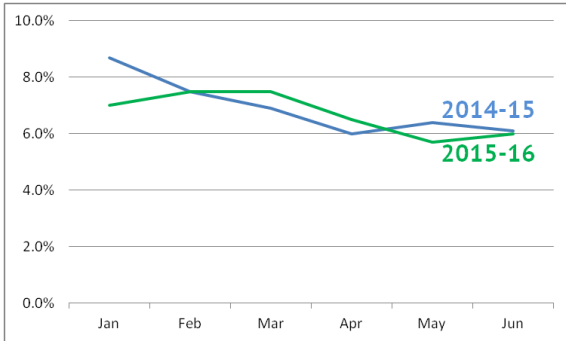


June
2016

Northwest Indiana Labor Force Report



Unemployment Trends



NWI



U3 Change

1 Month

June 2016

6.0%

+0.2%

May 2016

5.8%

U3 Change

1 Year

June 2015

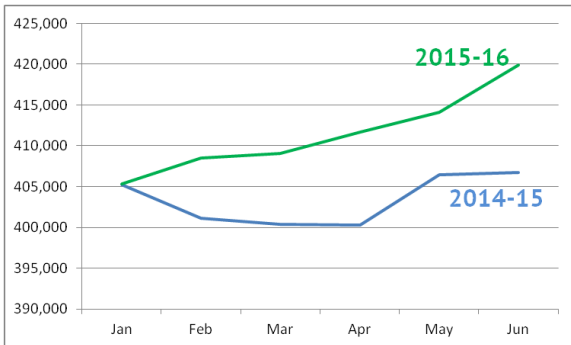
6.1%

-0.1%

June 2016

6.0%

Labor Force Trends



NWI



LF Change

1 Month

June 2016

419,874

+5,723

May 2016

414,151

LF Change

1 Year

June 2016

419,874

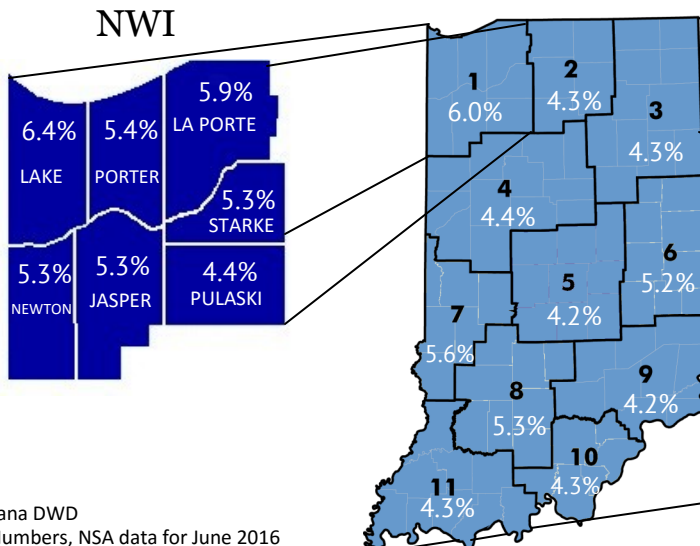
+13,159

June 2015

406,715

NWI Unemployment in Context

Indiana EGRs



Midwest

(Seasonally Adjusted)

