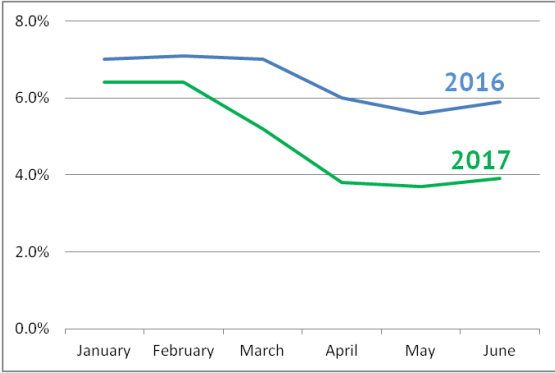


June
2017

Northwest Indiana Labor Force Report



Unemployment Trends



NWI



U3 Change

1 Month

June 2017

3.9%

0.2%

May 2017

3.7%

U3 Change

1 Year

June 2017

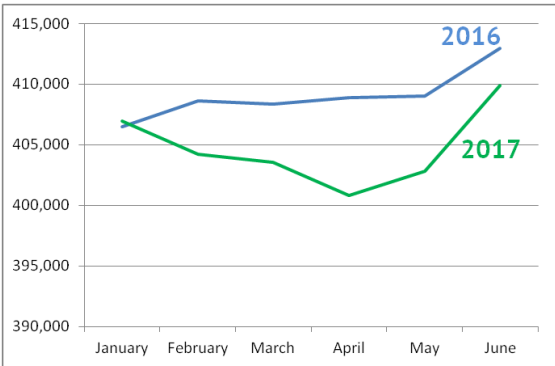
5.9%

-2.0%

June 2017

3.9%

Labor Force Trends



NWI



LF Change

1 Month

June 2017

409,911

6,585

May 2017

403,326

LF Change

1 Year

June 2016

412,985

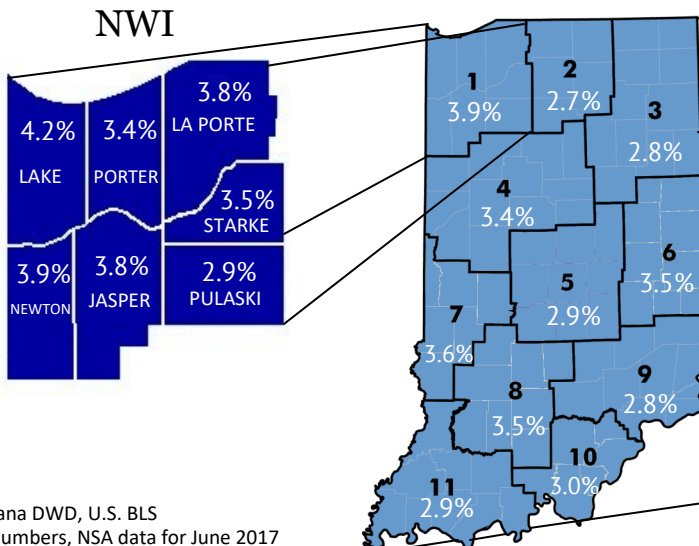
-3,074

June 2017

409,911

NWI Unemployment in Context

Indiana EGRs



Midwest

(Seasonally Adjusted)

