

AUGUST 2019 DATA




Northwest Indiana Labor Market Highlights

Latest market data figures were released by the Department of Workforce Development for August 2019 and reflect changes since June 2019.




Unemployment Rate decreased to **4.1%**



Labor Force decreased by **6,075**



Employment decreased by **3,879**

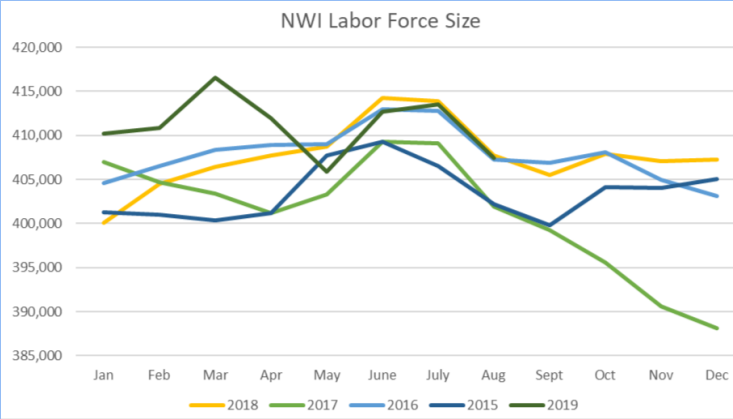
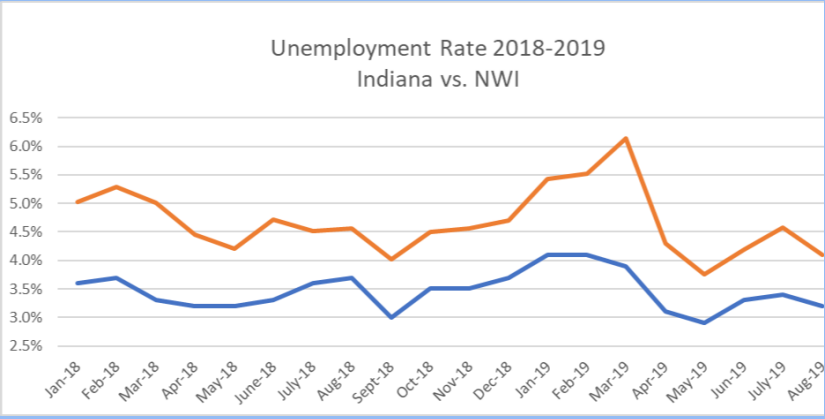


Largest Gain Local Government Educational Services
+ **3,300** jobs



Largest Decline Professional and Business Services
- **700** jobs

	Aug-19	Jul-19	Jun-19	Aug-18	Change	
					Month	Year
LABOR FORCE	407,427	413,502	412,668	407,689	-6,075	-262
EMPLOYED	390,724	394,603	395,372	389,112	-3,879	1,612
UNEMPLOYED	16,703	18,899	17,298	18,577	-2,196	-1,874



The latest data (August 2019) for Northwest Indiana (NWI) show decreases in labor force, employment, and unemployment from the previous month. When compared to the previous year, however, the region experienced a slight increase in employment alongside a stagnant labor force and declining unemployed population. NWI’s unemployment rate was 4.1%, as compared to 3.2% for the state and 4.6% in the previous year.

Looking more closely at industry employment, total private, nonfarm employment is unchanged from the previous month and year. The local government educational services industry (public schools) experienced the largest employment gain from the previous month, adding 3,300 workers or 29.9%. Compared to the previous year, however, employment is down 7.9%. One additional note, private sector educational services employment up near equally in raw terms as its public sector counterpart.

The professional and business services industry faced the largest decline from the previous month, entirely erasing the gains made last month. For the year, industry employment is down 2.5%

Manufacturing employment also declined compared to both the previous month and year, dropping 1.4% and 1.6% respectively. While neither are alarming, NWI did experience the largest manufacturing decline in the state over the past year even taking into account the transportation equipment manufacturing industry’s 6.3% decline in the Elkhart-Goshen MSA. It is too early to tell, however, if NWI’s manufacturing decline is a one month blimp or part of a larger trend.

Until next month,

Linda

Linda Woloshansky
President & CEO
Center of Workforce Innovations and Executive Staff
to the Northwest Indiana Workforce Board



Data source: Indiana Department of Workforce Development via Hoosiers by the Numbers.
For more labor market information, contact the research department at the Center of Workforce Innovations at 219-462-2940 or visit www.innovativeworkforce.com.