

NOVEMBER 2019 DATA




Northwest Indiana Labor Market Highlights

Latest market data figures were released by the Department of Workforce Development for November 2019 and reflect changes since September 2019.




Unemployment Rate increased to **4.1%**




Labor Force decreased by **1,837**



Employment decreased by **3,036**

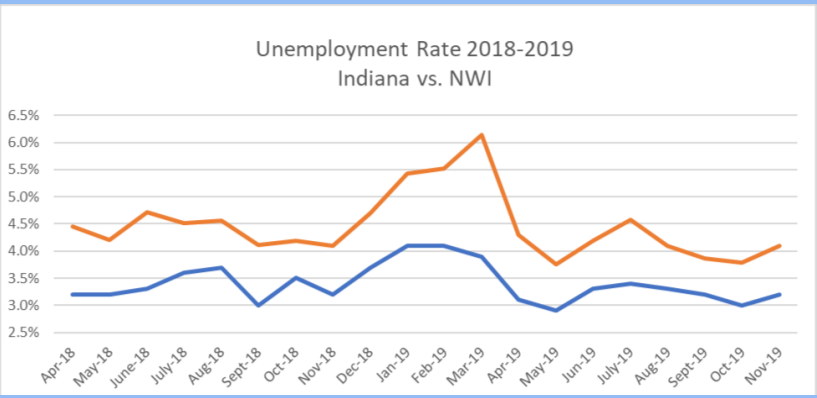
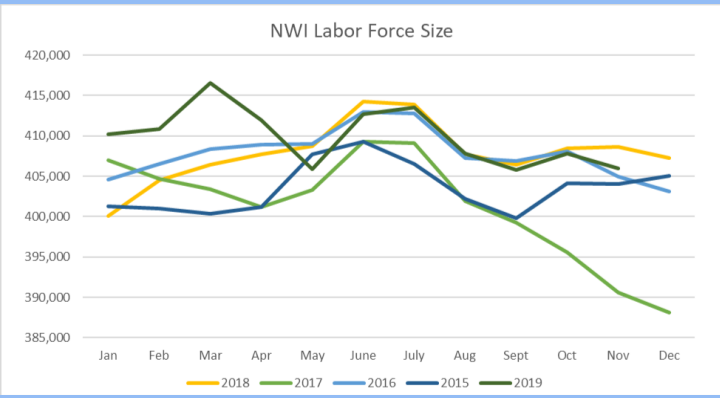


Largest Gain Retail Trade
+ 900 jobs



Largest Decline Leisure & Hospitality
- 1,200 jobs

	NOV 19	OCT 19	SEPT 19	NOV 18	CHANGE	
					Month	Year
Labor Force	405,922	407,759	405,802	408,621	-1,837	-2,699
Employed	389,282	392,318	390,125	391,860	-3,036	-2,578
Unemployed	16,640	15,441	15,677	16,761	1,199	-121



The latest data for Northwest Indiana (November 2019) show shows an increase in the unemployment rate from the previous month, but no change from the previous year. The rate of 4.1% in November, despite being higher than October, still ranks as one of the lowest rates of the year for the region. This monthly labor market change appears to be most significantly affected by decreases in the labor force and employed populations.

Looking closer at employment in specific industries, the data for November shows both goods producing and service providing employment declining from the previous month. These monthly declines were driven by drops in large employment industries like manufacturing (-.5%), leisure and hospitality (-3%), professional services (-2.1%), and construction (-2.8%). Despite these monthly changes, leisure and hospitality (3.2%) and professional services (1.8%) employment are up from November 2018.

Retail trade experienced the largest employment gain from the previous month, adding 900 jobs in the region or 2.3%, presumably as stores staff up for the holidays. Despite this monthly gain, retail employment is down 1.3% from the previous year.

On the state side, Indiana's labor force participation rate has outperformed the national average for 64 months in a row. Indiana's rate is currently 64.4% vs. 63.2% for national.

Until next month,

Linda

Linda Woloshansky
President & CEO
Center of Workforce Innovations and Executive Staff
to the Northwest Indiana Workforce Board



Data source: Indiana Department of Workforce Development via Hoosiers by the Numbers.
For more labor market information, contact the research department at the Center of Workforce Innovations at 219-462-2940 or visit www.cwicorp.com.